

CEILING MOUNT

CM110 Series

HIGH ABUSE CEILING MOUNT
Indoor/Outdoor — FL, IND, LED, HID

SERIES

CM110 Ceiling Mount Series CM110

STYLE

S Shallow Cast Aluminum Backbox
3" - STANDARD
D Deep Cast Aluminum Backbox - 4.5"

LAMP TYPE

DBX Double Biax Mini-Fluorescent
TBX Triple Biax Mini-Fluorescent
MH Metal Halide [Avail. for Deep Cast Only]
LED Light Emitting Diode

VOLTAGE

120 120 Volts
277 277 Volts
347 347 Volts
QV Quad Volt [120/208/240/277]
UNV 120-277 Universal Volt
Must Specify Voltage for EM option

BALLAST

EBX Electronic Ballast/Driver
EBMH Electronic Ballast for MH
HPF High Power Factor for MH

FINISH

BK Black
BZ Bronze - Standard
CC Custom Color
PA Painted Aluminum
WHT White

OPTIONS

C 125" thick K12 prismatic polycarbonate lens
J Clear polycarbonate lens .187" thick
CT3 ±3000K LED Color Temp
CT4 ±4000K LED Color Temp
CT5 ±5000K LED Color Temp
DIM Dimming Ballast
**Refer to DIM Table for options*
DSS Drop Straight Sides Diffuser
DT Drop Tapered Sides Diffuser - Standard
EM Integral Emergency Battery
*- Must Specify Voltage [120V or 277V];
Refer to EM Table for options]
FUS Fuse and Fuseholder
FUS2 Double Fusing
GN Generator Transfer Device
HE Painted Horizontal Eyelid (Lower Wattage Req'd)
Avail. Lamping: DBX[1-2]26, LED20, LED40
H/L Dual Circuit for High/Low Light Level for LED
MD Integral Motion Detector
MDX External Motion Detector
Specify Finish: Bronze or White
OP Opal White Diffuser [Avail. for CM110-S]
PHT1 Integral Photocell 120V
PHT7 Integral Photocell 277V
REM Remote Emergency Battery self-contained in CA
*- Must Specify Voltage [120V or 277V];
Refer to EM Table for options]
SRM Semi-Recessed Mount
SU Surge Protection for LED fixtures
TPD Tamperproof Screwdriver

CM110 LAMPING TABLE

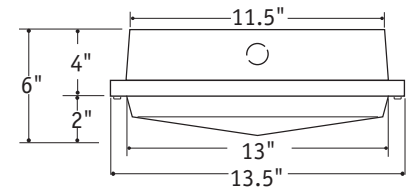
DBX	TBX	MH*	LED
[1-3]18	[1-2]18	50	30
[1-3]26	[1-2]26	70	50
	[1-2]32		60
	[1]42		80
	[1]57		

** MH Available with Deep Cast Backbox Only*

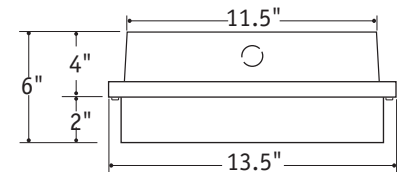
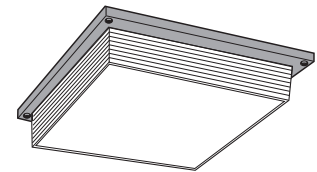
SPECIFICATIONS

Superb combination of classic styling, spec-grade construction and energy efficient illumination. High Abuse Series luminaires provide smooth, wide spread accent and security lighting with superior weather and vandal-resistant design features.

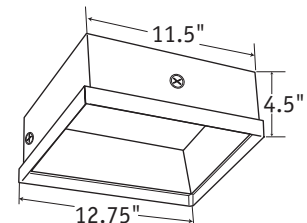
- BACKPLATE — 16 Ga. aluminum formed for rigidity.
- BALLAST — 120 or 277 Volt, extreme temp range -30°C to 90°C, HPF electronic ballast [EBX] for FL.
- GASKETING — 1-piece standard die cut .1875" thick black EPDM and/or neoprene rubber.
- GROUND WIRE — Insulated green pre-attached wire.
- HARDWARE — 2 J-BOX screws for indoor mounting.
- HOUSING — Heavy wall cast aluminum with wire access on four sides and back through threaded .5" conduit size entrance holes — Finished in bronze oven baked polyester powder coat
- LAMP — [DBX] Double Biax, [TBX] Triple Biax, [LED] Light Emitting Diode.
- LENS — Injection molded .125" thick clear prismatic polycarbonate completely enclosed fixture.
- LENS FASTENERS — 4 stainless steel tamperproof screws to secure lens to backplate.
- LABELS — UL/ULC LISTED Suitable For Wet Location.
- MOUNTING HOLES — Four (4) .3125" dia. holes for .25" dia. bolts. Carriage bolts must be used with conduit adapter.
- REFLECTOR — 16 Ga. aluminum formed for rigidity.



Drop Straight Sides [DSS] Option



Deep Cast Aluminum Backbox Option [D = 4.5"]



SUBMITTAL INFORMATION

Project: _____
 Location: _____
 Catalog No.: _____
 Fixture Type: _____